

this drawing is to be read in conjunction with all relevant consultants and specialists drawings. the architect is to be notified of any discrepancies before proceeding. do not scale from this drawing. all dimensions are to be checked on site. this drawing is subject to copyright.




Invert and cover levels to drainage to be checked on site prior to installation

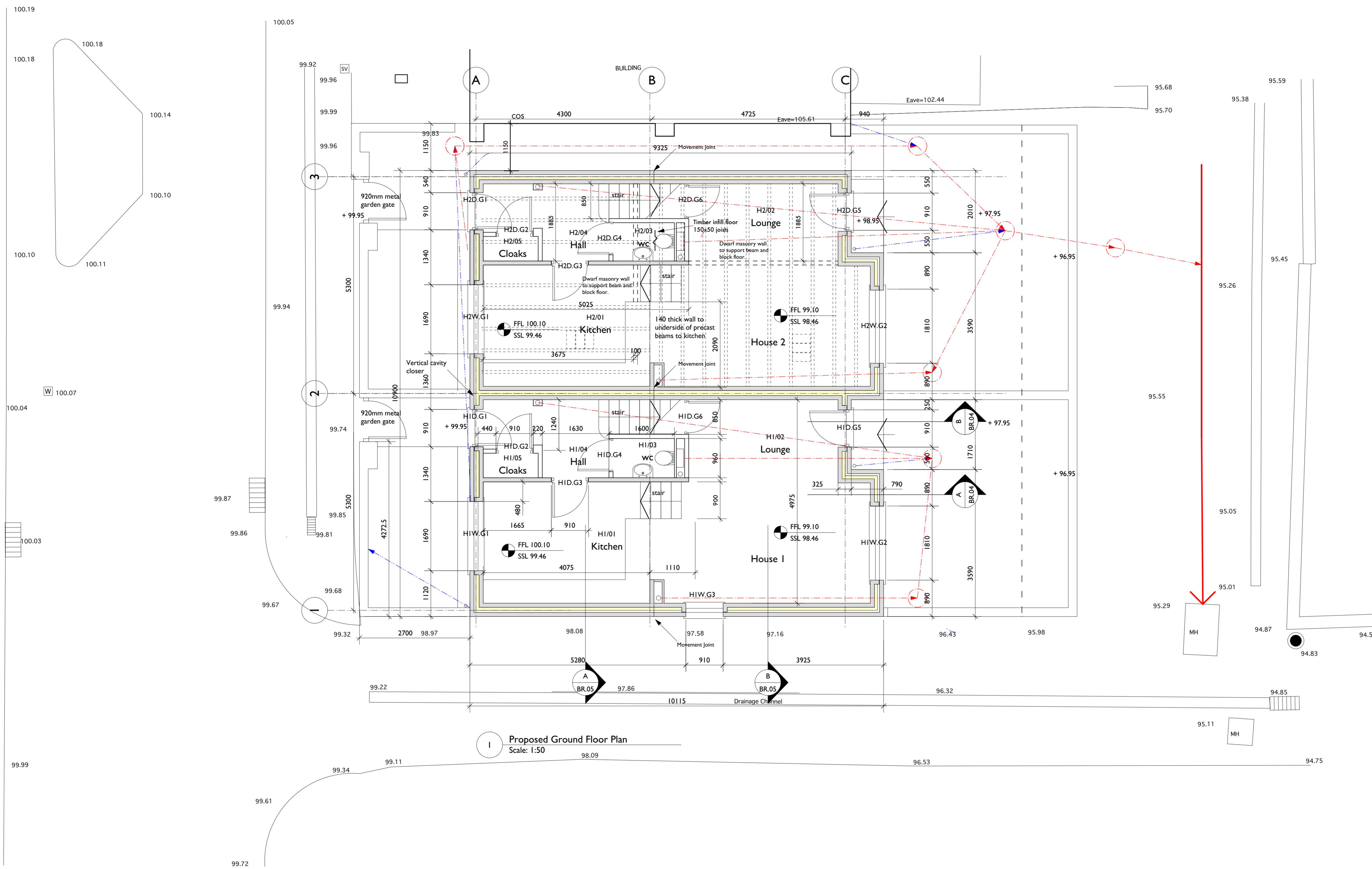
LA approved required prior to making any connections to adopted drainage

Garden layout indicative only and to be continued by developer/contractor

All beam and foundation design to be undertaken by SEng or agreed with building control prior to installation

Legend

-  Insulation
-  Masonry
-  Timber stud with plasterboard finish



**Proposed Ground Floor Plan**  
Scale: 1:50

A As built drainage and garden fencing included Feb 18

**stanton andrews**  
architects

44 york street  
clitheroe  
BB7 2DL

t 01200 444490  
e mail@stantonandrews.co.uk  
w stantonandrews.co.uk

**Millbrook Construction**  
85-89 Harwood Street  
Darwen

Ground Floor Plan

drg.no. 15/67-BR.01 rev. A

drawn. cs date. sep 16 scale. 1 to 50 @A1